	<h1 style="margin: 0;">DATA SHEET</h1>				TSTE	<b>DS RNP 150017</b>
					Rev.	A
	Product code	<h2 style="margin: 0;">UAC Renewed Series</h2>	Dwg rev.	<h3 style="margin: 0;">A</h3>	Date	23/03/2015
					Page	1 di 2

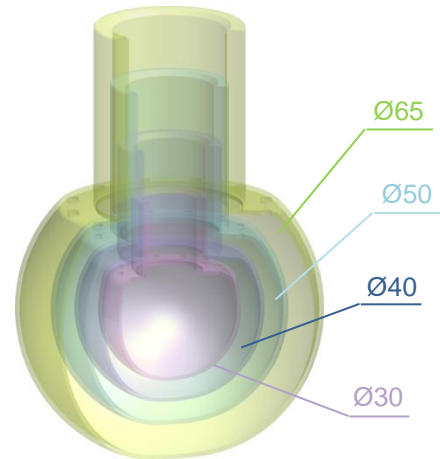
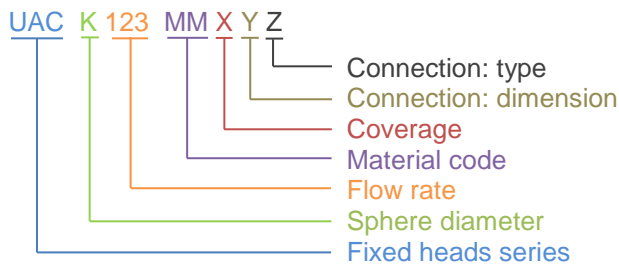


UAC B037 B31ECC

Fixed spray heads UBC are a simple, fast and efficient device for cleaning the inside of small size tanks where a simple rinsing action is required. Their simple design allows for the head to be easily cleaned after being operated, which makes it possible to leave the heads permanently in place ready for use.

Because of the relatively high washing fluid flow rate, they are usually operated at low pressures and can achieve a limited impact action on the tank wall. However, in those cases where fixed heads can achieve a satisfactory cleaning result, their simple design assures low investment cost and maximum reliability.

### PNR coding



### Sphere diameter

**A** = Ø30; **B** = Ø40; **C** = Ø50; **D** = Ø65

### Flow rate

Shows capacity [m<sup>3</sup>/h] @1bar.  
See flow rates available below.

### Material code

**B31** = AISI 316L Stainless Steel

### Coverage

**A**=180°UP; **B**=180°DOWN; **C**=270°UP; **D**=270°DOWN;  
**E**=360°; **L**=Lateral

### Connection: dimension

See table below to select one of available choices.


### Connection: type

**C** = CLIP-ON; **G** = BSPP female; **W** = WELD-ON


Sphere	FP [mm]	Capacity* @1bar of spheres with different coverage [m <sup>3</sup> /h]					
		E (360°)	A (180°U)	B (180°D)	C (270°U)	D (270°D)	L (lateral)
<b>UAC A...</b> (Ø30)	1,6	1,8	1,2	1,4	1,5	1,6	1,4
<b>UAC B...</b> (Ø40)	1,6	3,7	2,5	2,9	3,1	3,3	2,9
<b>UAC C...</b> (Ø50)	1,6	5,4	3,6	4,2	3,2	4,9	4,2
<b>UAC D...</b> (Ø65)	1,6	12,9	8,6	9,4	11	11,6	9,4

FP = Free passage. It's also possible to request a doubled value of flow rate.

\* Capacity values are under development and could change on different connection types.

	<b>DATA SHEET</b>				TSTE	<b>DS RNP 150017</b>
					Rev.	A
	Product code	<b>UAC Renewed Series</b>	Dwg rev.	<b>A</b>	Date	23/03/2015
					Page	2 di 2

**Connection: type and dimension**



	CLIP-ON (C)						BSPP female (G)				WELD-ON (W)			
	A	B	C	D	E	F	A	B	C	D	A	B	C	D
	Ø20x18	Ø22x20	Ø24x22	Ø28x26	Ø32x30	Ø38x36	1/4	3/8	1/2	3/4	Ø13,7	Ø17,2	Ø21,3	Ø26,7
UAC A..	•	•					•				•			
UAC B..		•	•					•				•		
UAC C..		•	•	•					•				•	
UAC D..				•	•	•				•				•

**Coding example**

**UAC B025 B31ACC** is a valid code (see tables above) and means:

