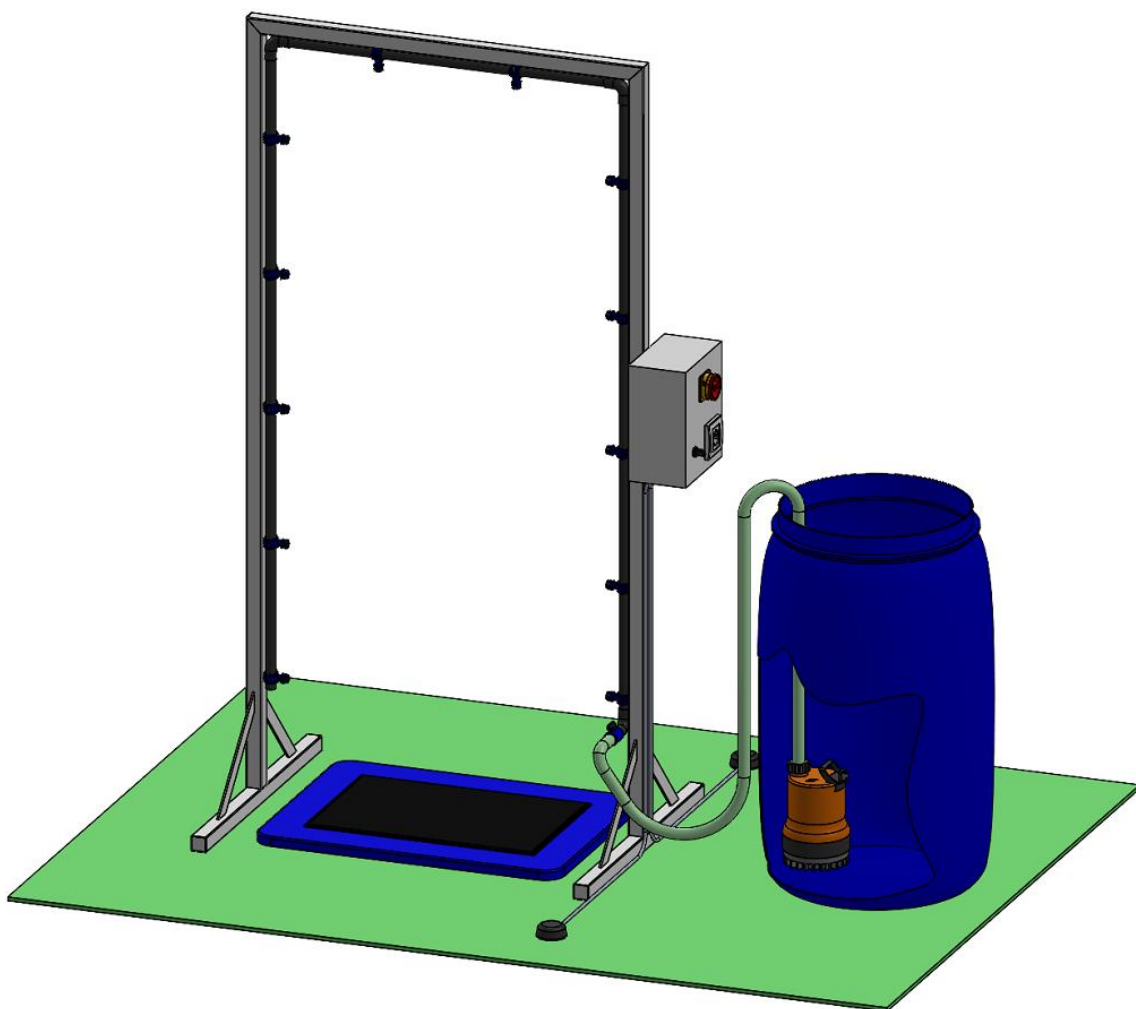


Disinfection Gate Instruction and Safety Manual

MJA 10486 2003



Manufacturer: Monojet Ipartecnika Kft.

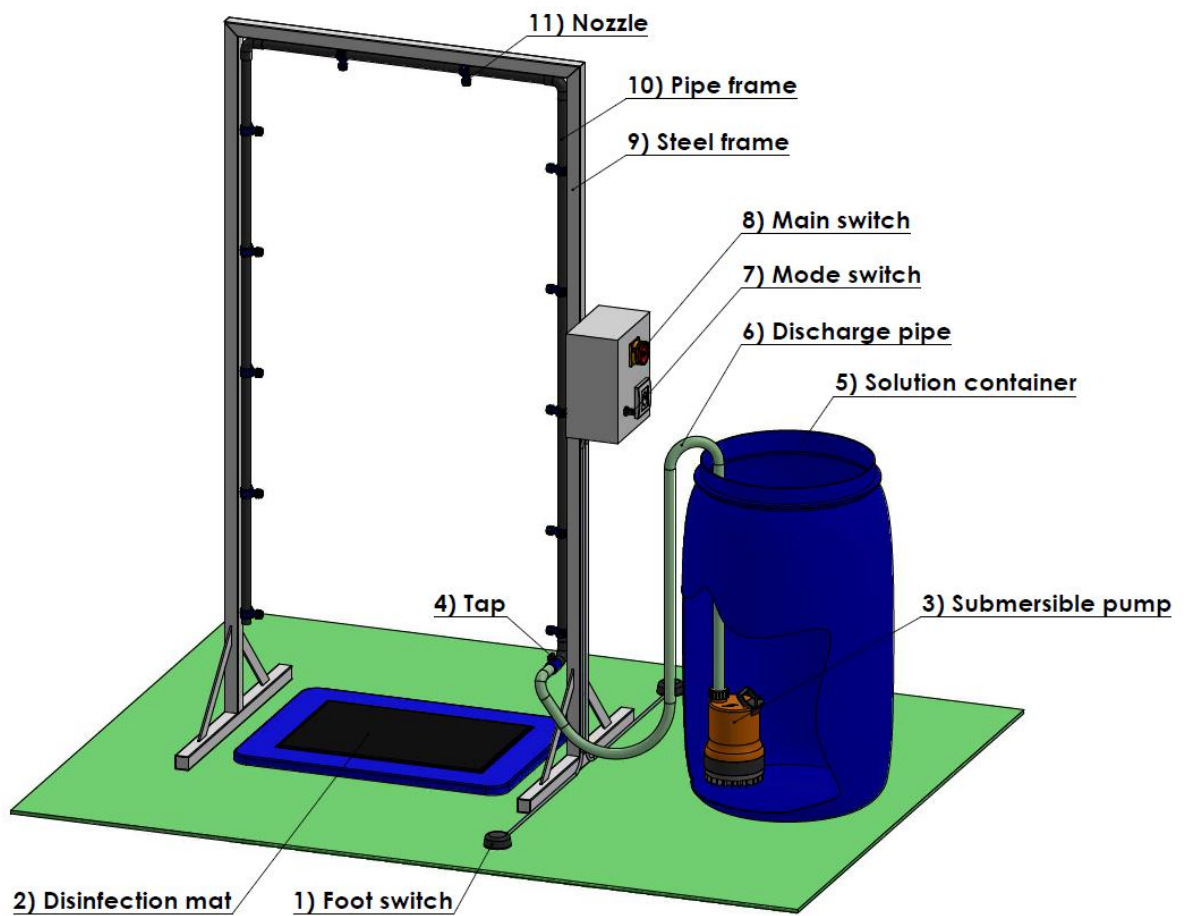
WARNING/ATTENTION!

Read instruction manual thoroughly before installing. Follow all safety precautions – improper use can cause electric shock, fire and serious injury.

In case of improper use the manufacturer is not responsible for any damages caused.

Keep these instruction manual for future reference!

1. Main parts of the equipment:



2. Installation:

- 2.1. Power off the unit using the main switch (8)
- 2.2. Remove the submersible pump (3) from the empty container (5)
- 2.3. Preparation of working solution
 - 2.3.1. As specified by the data sheet or as specified by the manufacturer.
- 2.4. Place the submersible pump in the container and lower it to the bottom of the container
- 2.5. Power ON the unit using the main switch
- 2.6. Make sure the valve (4) is open on the discharge pipe (6)
- 2.7. Use the footswitch (1) or the mode switch (7) to start the unit. The mode switch enables continuous and intermittent operation.
- 2.8. As soon the nozzles (11) vaporize the disinfectant solution continuously, the equipment is ready for regular operating use.

3. Operation

- 3.1. Use the footswitch to operate the unit (in batch mode)
- 3.2. Once the nozzles spray the solution continuously step under the frame for a period of time to be determined by the manufacturer or distributor of the disinfectant used and leave the spray to develop its effect.

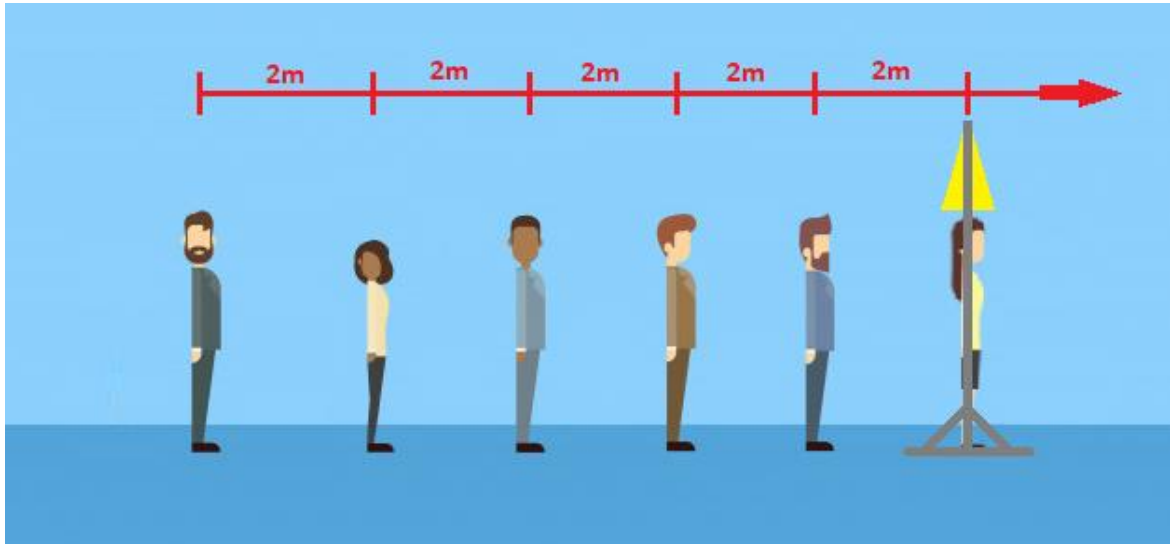
Attention!
The disinfectant must be used with the precautions and safety instructions provided by the manufacturer.
- 3.3. When the equipment's automatic timer stops spraying disinfectant, operating area can be left.

Use of this equipment is at your own risk and responsibility. The manufacturer/distributor accepts no liability for damages caused by incorrect operation.

The manufacturer of the equipment is not responsible for any effects and/or side effects of the chemicals filled in the equipment. Follow instructions of the manufacturer or distributor of the chemical to be used in the system.

Attention!

Persons waiting in front of the equipment should keep sufficient distance to avoid transmission of possible infection.



Visual inspection of the disinfectant used should be periodically performed. The disinfectant used must be replaced as specified by the manufacturer.

4. Equipment details

- 4.1. Name of equipment: Disinfection Gate
- 4.2. Equipment identifier: MJA 10486 2003
- 4.3. Year of manufacture: 2020
- 4.4. Operating Voltage: 230 V; 50 Hz
- 4.5. Performance: 800 W

5. Manufacturer information

- 5.1. Manufacturer's name: Monojet Ipartechnika Kft.
- 5.2. Manufacturer's address: Hungary, 6000 Kecskemét, Vacsí köz 8/A
- 5.3. Registration number: 03 09 130723
- 5.4. Contact Persons:

Norbert Oláh

✉: olah@monojet.hu

☎: +36 70 882 4192

Marianna Kovács

✉: kovacs@monojet.hu

☎: +36 20 475 1102