
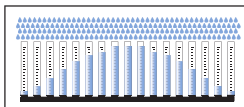


STANDARD AND LARGE CAPACITY


The HT series flat fan nozzles offer the same quality and technical characteristics of the standard types but also the additional convenience of a bayonet coupling which allows a simple assembly with no need of tools and an automatic spray pattern alignment. The optimum performance of your system or machine is then conveniently safeguarded, with a noticeable reduction in service cost and production loss for system downtime. HT series are widely applied to working environments that are easy to clog. HT nozzles are available with standard and large capacity.



Spray section





Convex distribution



STANDARD CAPACITY TIPS

| HTA 0° | HTL 40° | HTN 50° | HTR 65° | HTV 95° | HTJ 110° | Code | D mm | Capacity at different pressure values (l/min) (bar) | | | | | | | | | |
|-----------|------------|------------|------------|------------|-------------|------|---------|---|------|------|------|------|------|------|------|------|--|
| | | | | | | | | 0.5 | 1.0 | 1.5 | 2.0 | 3.0 | 4.0 | 5.0 | 7.0 | 10 | |
| • | • | • | • | • | • | 1310 | 1.70 | 1.27 | 1.79 | 2.19 | 2.53 | 3.10 | 3.58 | 4.00 | 4.74 | 5.66 | |
| • | • | • | • | • | • | 1385 | 1.80 | 1.57 | 2.22 | 2.72 | 3.14 | 3.85 | 4.45 | 4.97 | 5.88 | 7.03 | |
| • | • | • | • | • | • | 1490 | 2.10 | 2.00 | 2.83 | 3.46 | 4.00 | 4.90 | 5.66 | 6.33 | 7.48 | 8.95 | |
| • | • | • | • | • | • | 1581 | 2.30 | 2.37 | 3.35 | 4.11 | 4.74 | 5.81 | 6.71 | 7.50 | 8.87 | 10.6 | |
| • | • | • | • | • | • | 1780 | 2.70 | 3.18 | 4.50 | 5.52 | 6.37 | 7.80 | 9.01 | 10.1 | 11.9 | 14.2 | |
| • | • | • | • | • | • | 1980 | 3.00 | 4.00 | 5.66 | 6.93 | 8.00 | 9.80 | 11.3 | 12.7 | 15.0 | 17.9 | |
| • | • | • | • | • | • | 2124 | 3.40 | 5.06 | 7.16 | 8.77 | 10.1 | 12.4 | 14.3 | 16.0 | 18.9 | 22.6 | |
| • | • | • | • | • | • | 2153 | 3.80 | 6.25 | 8.83 | 10.8 | 12.5 | 15.3 | 17.7 | 19.8 | 23.4 | 27.9 | |
| • | • | • | • | • | • | 2194 | 4.30 | 7.96 | 11.3 | 13.8 | 15.9 | 19.5 | 22.5 | 25.2 | 29.8 | 35.6 | |

Quick-connect nozzles



HT + ZHS

LARGE CAPACITY TIPS

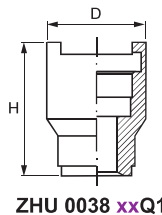
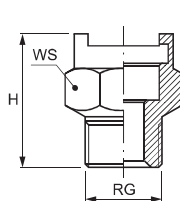
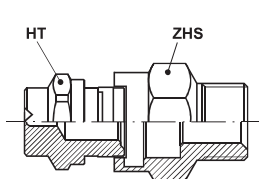
| HTA 0° | HTL 40° | HTN 50° | HTR 65° | HTV 95° | HTJ 110° | Code | D mm | Capacity at different pressure values (l/min) (bar) | | | | | | | | | |
|-----------|------------|------------|------------|------------|-------------|------|---------|---|------|------|------|------|------|------|------|------|--|
| | | | | | | | | 0.5 | 1.0 | 1.5 | 2.0 | 3.0 | 4.0 | 5.0 | 7.0 | 10 | |
| • | • | • | • | • | • | 2310 | 5.40 | 12.7 | 17.9 | 21.9 | 25.3 | 31.0 | 35.8 | 40.0 | 47.4 | 56.6 | |
| • | • | • | • | • | • | 2390 | 6.00 | 15.9 | 22.5 | 27.6 | 31.8 | 39.0 | 45.0 | 50.3 | 59.6 | 71.2 | |
| • | • | • | • | • | • | 2470 | 6.60 | 19.2 | 27.1 | 33.2 | 38.4 | 47.0 | 54.3 | 60.7 | 71.8 | 85.8 | |
| • | • | • | • | • | • | 2590 | 7.50 | 24.1 | 34.1 | 41.7 | 48.2 | 59.0 | 68.1 | 76.2 | 90.1 | 108 | |
| • | • | • | • | • | • | 2780 | 8.70 | 31.8 | 45.0 | 55.2 | 63.7 | 78.0 | 90.1 | 101 | 119 | 142 | |

ACCESSORIES We offer various specification and materials of nipples. Please see below ordering code.

| | Thread size (RG) inch | Standard size | Large size | H mm | WS mm | D mm |
|-------------------------------|--------------------------|---------------|---------------|---------|----------|---------|
| Male nipple | 1/4" | ZHS 0025 xxQ1 | - | 29 | 22 | - |
| | 3/8" | ZHS 0038 xxQ1 | - | 29 | 22 | - |
| | 1/2" | - | ZHS 0050 xxQ2 | 35 | 30 | - |
| Female nipple | 3/8" | ZHT 0038 xxQ1 | - | 29 | 22 | - |
| Welding nipple | - | ZHU 0038 xxQ1 | ZHU 0050 xxQ2 | 32 | - | 28 |
| Seal (Viton) for SS nipples | - | VDH BQ10 E7 | VDH BQ20 E7 | - | - | - |
| Seal (BUNA) for brass nipples | - | VDH BQ10 E8 | VDH BQ20 E8 | - | - | - |

Typical applications

- Washing**
 - Steel and PCB cleaning
 - Filter cloth cleaning
- Cooling**
 - Steel cooling
 - Product cooling
- Other applications**
 - Pre-treatment for coating process
 - Sewage treatment system



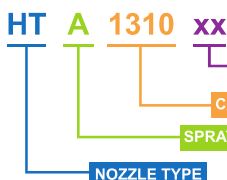
ZHS 0025 xxQ1



ZHS 0050 xxQ2

HOW TO MAKE UP THE NOZZLE CODE

EX.: HTA 1310 B1



- MATERIAL**
 - B1 - AISI 303 Stainless steel
 - B31 - AISI 316L Stainless steel
 - T1 - Brass
- SPRAY ANGLE**
 - A - 0°
 - L - 40°
 - N - 50°
 - R - 65°
 - V - 95°
 - J - 110°