



## X-VANE / NARROW SPRAY ANGLE

BR/BU nozzles produce a solid cone spray with round spray pattern, where coarse water drops are concentrated within a narrow spray angle to maximize their impact force per square surface unit. Spray angle values of 15° or 30° are available, with a choice of male or female thread connections. BR/BS nozzles are made of three pieces designed to allow their easy disassembly and cleaning in case of clogging.

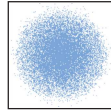
### Thread specification

Male ( BSPT, NPT )

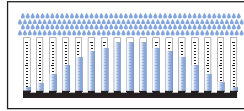
Female ( BSP, NPT )

### Typical applications

bottles washing, parts cleaning,  
deep cleaning



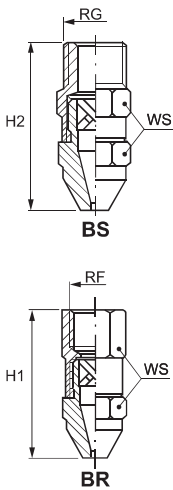
Spray section



Convex distribution

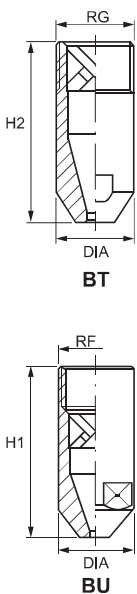


## SPRAY ANGLE 15°



BRB Female	BSB Male	BUB Female	Code	RF RG	D	Capacity at different pressure values (l/min) (bar)					Dimension mm			
						1.0	2.0	3.0	5.0	10	DIA	H1	H2	WS
•	•		1270 xx	1/8"	1.6	1.56	2.20	2.70	3.49	4.93		33	35	12
•	•		1550 xx	1/8"	2.3	3.18	4.49	5.50	7.10	10.0				
•	•		2117 xx	1/4"	3.2	6.75	9.55	11.7	15.1	21.4		44	44	17
•	•		2196 xx	3/8"	4.2	11.3	16.0	19.6	25.3	35.8		53	53	22
•	•		2352 xx	1/2"	5.6	20.3	28.7	35.2	45.4	64.3		72	72	24
		•	2587 xx	3/4"	7.8	33.9	47.9	58.7	75.8	107	32	72		25
		•	3110 xx	1"	10.2	63.5	89.8	110	142	201	40	92		35
		•	3168 xx	1 1/4"	12.6	97.0	137	168	217	307	48	117		40
		•	3245 xx	1 1/2"	15.1	141	200	245	316	447	60	127		52
		•	3450 xx	2"	22.0	260	367	450	581	822	80	183		70
		•	3680 xx	2 1/2"	26.0	393	555	680	878	1242	90	223		85
		•	3980 xx	3"	31.0	566	800	980	1265	1789	105	268		100

## SPRAY ANGLE 30°

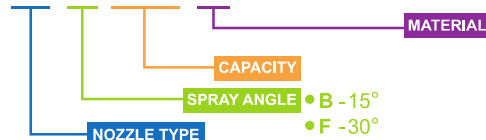


BRF Female	BSF Male	BTF Male	Code	RF RG	D	Capacity at different pressure values (l/min) (bar)					Dimension mm			
						1.0	2.0	3.0	5.0	10	DIA	H1	H2	WS
•	•		0980 xx	1/8"	1.0	0.57	0.80	0.98	1.27	1.79		33	35	12
•	•		1160 xx	1/8"	1.2	0.92	1.31	1.60	2.07	2.92				
•	•		1270 xx	1/8"	1.6	1.56	2.20	2.70	3.49	4.93				
•	•		1350 xx	1/4"	1.8	2.02	2.86	3.50	4.52	6.39		44	44	17
•	•		1550 xx	3/8"	2.3	3.18	4.49	5.50	7.10	10.0		53	53	22
•	•		2117 xx	1/2"	3.2	6.75	9.55	11.7	15.1	21.4		72	72	24
•	•		2195 xx	3/4"	4.2	11.3	15.9	19.5	25.2	35.6		84	87	25
		•	2270 xx	1"	5.1	15.6	22.0	27.0	34.9	49.3	34		92	35
		•	2390 xx	1"	6.1	22.5	31.8	39.0	50.3	71.2				
		•	2590 xx	1 1/4"	7.4	34.1	48.2	59.0	76.2	108	42		117	40
		•	2780 xx	1 1/4"	8.6	45.0	63.7	78.0	101	142				
		•	2980 xx	1 1/2"	9.6	56.6	80.0	98.0	127	179	48		127	52
		•	3117 xx	1 1/2"	10.5	67.5	95.5	117	151	214				
		•	3137 xx	2"	11.1	79.1	112	137	177	250	60		200	55
		•	3156 xx	2"	11.9	90.1	127	156	201	285				
		•	3195 xx	2"	13.5	113	159	195	252	356				
		•	3235 xx	2 1/2"	14.7	136	192	235	303	429	70		254	60
		•	3275 xx	2 1/2"	15.9	159	225	275	355	502				
		•	3390 xx	2 1/2"	19.1	225	318	390	503	712				
		•	3430 xx	2 1/2"	19.8	248	351	430	555	785				
		•	3470 xx	2 1/2"	20.6	271	384	470	607	858				

### HOW TO MAKE UP THE NOZZLE CODE

EX.: BRB 1270 B1

BR B 1270 xx



- B1 - AISI 303 Stainless steel
- B31 - AISI 316L Stainless steel
- T1 - Brass
- E1 - PTFE
- D1 - PVC
- D2 - Polypropylene