

CLUSTER NOZZLE / STANDARD SPRAY ANGLE

CAS cluster nozzles have seven orifices, large spray capacities and produce very fine droplets using hydraulic pressure only. As the droplets size, among other factors, also depends on the nozzle size, these multi-orifice nozzles produce a finer spray than a standard full cone single-orifice nozzle working at the same pressure and delivering the same quantity of liquid. The surely are the best choice when fine mist effect and large spray capacity are required.

Typical applications

Cooling

cooling of high-temperature gas


Fire control

watermist fire suppression systems

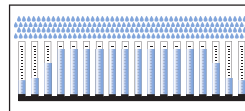
Other applications

exhaust gas treatment, dust control, wetting

Thread specification: BSP, NPT



Spray section



Even distribution

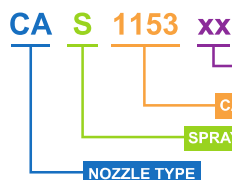


70°	Code	RF inch	D mm	D1 mm	Capacity at different pressure values (l/min) (bar)							Dimensions mm		
					0.7	1.0	1.5	2.0	3.0	5.0	10	NR	DIA	H
CAS 1153 xx	CAS 1274 xx	1/2"	0.9	0.5	0.74	0.88	1.08	1.25	1.53	1.98	2.79	7	50	33.5
			1.8	0.5	1.32	1.58	1.94	2.24	2.74	3.54	5.00			
CAS 1343 xx	CAS 1551 xx	3/4"	1.1	1.0	1.66	1.98	2.43	2.80	3.43	4.43	6.26	7	72	43
			1.5	1.4	2.66	3.18	3.90	4.50	5.51	7.11	10.1			
CAS 1870 xx	CAS 2116 xx		2.1	2.0	4.20	5.02	6.15	7.10	8.70	11.2	15.9			
			2.5	2.0	5.60	6.70	8.20	9.47	11.6	15.0	21.2			
CAS 2145 xx	CAS 2184 xx		3.0	2.0	7.00	8.37	10.3	11.8	14.5	18.7	26.5			
			3.5	2.0	8.89	10.6	13.0	15.0	18.4	23.8	33.6			
CAS 2220 xx	CAS 2342 xx		4.0	2.0	10.6	12.7	15.6	18.0	22.0	28.4	40.2			
			3.5	2.0	16.5	19.8	24.2	27.9	34.2	44.2	62.4			
CAS 2434 xx	CAS 2551 xx		4.0	2.0	21.0	25.1	30.7	35.4	43.4	56.0	79.2			
			5.0	2.0	26.6	31.8	39.0	45.0	55.1	71.1	101			
CAS 2728 xx	CAS 2385 xx	1"	6.0	2.0	35.2	42.0	51.5	59.4	72.8	94.0	133			
			5.0	2.5	18.6	22.2	27.2	31.4	38.5	49.7	70.3			
CAS 2489 xx	CAS 2685 xx		6.5	2.5	23.6	28.2	34.6	39.9	48.9	63.1	89.3			
			8.0	2.5	33.1	39.6	48.4	55.9	68.5	88.4	125			
CAS 3130 xx	CAS 3184 xx	2"	9.0	5.0	62.8	75.1	91.9	106	130	168	237	7	185	103
			12.0	5.0	88.9	106	130	150	184	238	336			
CAS 3245 xx			15.0	5.0	118	142	173	200	245	316	447			

* NR - Number of orifices

HOW TO MAKE UP THE NOZZLE CODE

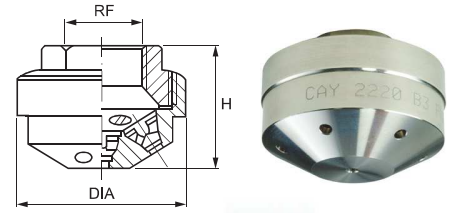
EX.: CAS 1153 B31




- MATERIAL**
- B31 - AISI 316L Stainless steel
 - B1 - AISI 304 Stainless steel
 - T8 - Nickel plated brass
 - T1 - Brass

CLUSTER NOZZLE / WIDE SPRAY ANGLE

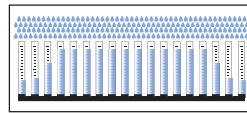
CAY cluster full cone nozzles produce very fine droplets using hydraulic pressure only. They provide large spray capacities, mist effect and a 130° spray angle with wider coverage. CAY nozzles have 7 orifices that, at the same operating pressure and using the same quantity of liquid, produce a finer spray than standard full cone nozzles with one orifice only. They are the best choice when large spray capacities and mist effect are required.




■ Thread specification: BSP, NPT



Spray section



Even distribution



130°	Code	RF inch	D mm	D1 mm	Capacity at different pressure values							Dimensions mm		
					0.7	1.0	1.5	2.0	3.0	5.0	10	NR	DIA	H
130°	CAY 1153 xx	1/2"	1.0	0.5	0.74	0.88	1.08	1.25	1.53	1.98	2.79	7	40	33.5
	CAY 1274 xx		1.8	0.5	1.32	1.58	1.94	2.24	2.74	3.54	5.00			
	CAY 1343 xx	3/4"	1.0	1.0	1.66	1.98	2.43	2.80	3.43	4.43	6.26	7	63	46.0
	CAY 1551 xx		1.4	1.4	2.66	3.18	3.90	4.50	5.51	7.11	10.1			
	CAY 1870 xx		2.0	2.0	4.20	5.02	6.15	7.10	8.70	11.2	15.9			
	CAY 2116 xx		2.5	2.0	5.60	6.70	8.20	9.47	11.6	15.0	21.2			
	CAY 2145 xx	4.0	3.0	2.0	7.00	8.37	10.3	11.8	14.5	18.7	26.5	7	120	81.0
	CAY 2184 xx		3.5	2.0	8.89	10.6	13.0	15.0	18.4	23.8	33.6			
	CAY 2220 xx		4.0	2.0	10.6	12.7	15.6	18.0	22.0	28.4	40.2			
	CAY 2342 xx		3.5	1.7	16.5	19.8	24.2	27.9	34.2	44.2	62.4			
	CAY 2434 xx		4.0	1.7	21.0	25.1	30.7	35.4	43.4	56.0	79.2			
	CAY 2551 xx		5.0	1.7	26.6	31.8	39.0	45.0	55.1	71.1	101			
	CAY 2728 xx	6.0	1.7	35.2	42.0	51.5	59.4	72.8	94.0	133				
	CAY 2385 xx	1"	5.0	3.2	18.6	22.2	27.2	31.4	38.5	49.7	70.3	7	155	104.5
CAY 2489 xx	6.0		3.6	23.6	28.2	34.6	39.9	48.9	63.1	89.3				
CAY 2685 xx	8.0		3.6	33.1	39.6	48.4	55.9	68.5	88.4	125				
CAY 2979 xx	6.0		2.5	47.3	56.5	69.2	79.9	97.9	126	179				
CAY 3137 xx	8.0	2.5	66.2	79.1	96.9	112	137	177	250					
CAY 3130 xx	2"	9.0	3.2	62.8	75.1	91.9	106	130	168	237	7	155	104.5	
CAY 3184 xx		12.0	3.2	88.9	106	130	150	184	238	336				
CAY 3245 xx		15.0	3.6	118	142	173	200	245	316	447				
CAY 3260 xx		9.0	3.0	126	150	184	212	260	336	475				
CAY 3367 xx		12.0	3.0	177	212	260	300	367	474	670				
CAY 3490 xx		15.0	3.0	237	283	346	400	490	633	895				

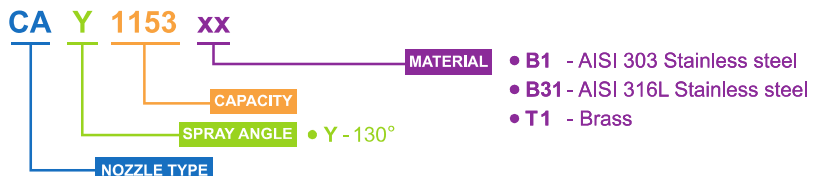
* NR - Number of orifices

Typical applications

- Cooling:** cooling of high-temperature gas
- Washing:** tank cleaning, parts cleaning
- Fire control:** water mist fire suppression systems
- Other applications:** exhaust gas treatment, dust control, wetting

HOW TO MAKE UP THE NOZZLE CODE

EX.: CAY 1153 B1



- B1 - AISI 303 Stainless steel
- B31 - AISI 316L Stainless steel
- T1 - Brass